

Essential Tote. B0750



This durable tote comes in a rainbow of colors and is a tremendous value.

- 600 denier polyester canvas
- Large main section with small interior self-fabric pockets
- Exterior side pocket
- Web handles
- Dimensions: 12"h x 12"w x 6.5"d, Approx. 936 cubic inches

















Note: Bags not intended for use by children 12 and under.
Includes a California Prop 65 and social responsibility hangtag.



front

COLOR INFORMATION

Please note: PMS code information is shown only when an exact match is available.

										
Black PMS 426 C	Bright Lime PMS 7489 C	Carolina Blue PMS 646 C	Charcoal PMS 7540 C	Chrome PMS 7537 C	Heather Grey	Kelly Green PMS 340 C	Navy PMS 532 C	Pink PMS 7605 C	Purple PMS 5265 C	Red PMS 207 C
										
Royal PMS 7687 C	Stone PMS 454 C	Tropical Pink PMS 7424 C	Turquoise PMS 2185 C	White						